



GHIRINGHELLI


EMI SHIELDING PRODUCTS

www.ghiringhellimario.com

*From Italy,
For the World*



www.ghiringhellimario.com



EMI SHIELDING PRODUCTS

FABRIC
Polyamide
PET

ELASTOMER
Urethane 30 Kg/m ³
Urethane 95 Kg/m ³
Silicone 190 Kg/m ³

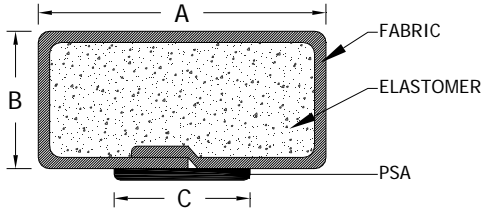


In all cases, details and values should be verified by the customer

giu-15



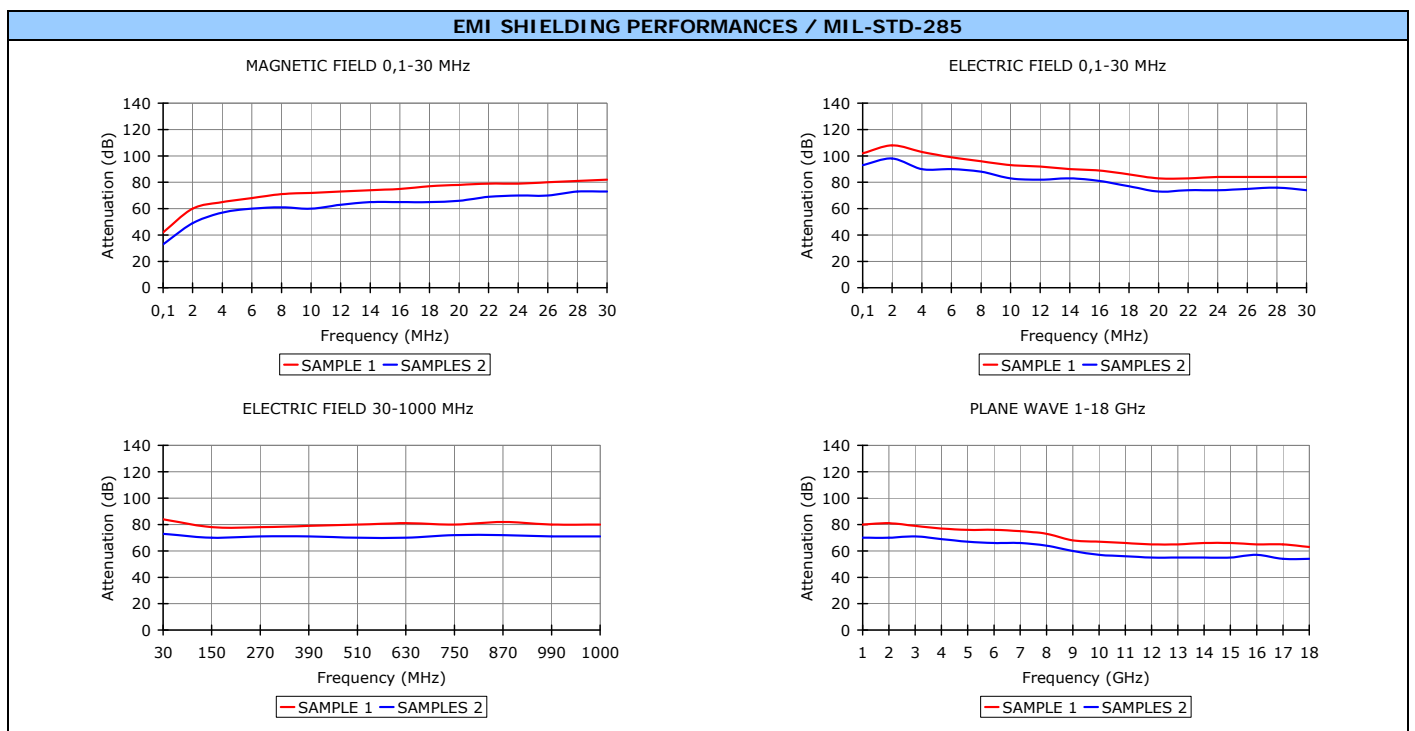
*From Italy,
For the World*



FABRIC – PHYSICAL PROPERTIES			
SAMPLE	MATERIAL	METAL	ABRASION RESISTANCE
1	Polyamide woven	Nickel Copper Plated	1.000.000 cycle tested ASTM D3886
2	PET	Nickel Copper Plated	1.000.000 cycle tested ASTM D3886

ELASTOMER – TECHNICAL CHARACTERISTICS				
FOAM	DENSITY	COLOUR	TEMPERATURE RANGE	PERMANENT DEFORMATION
PUR - (Urethane open/closed cells)	30 Kg/m ³	light grey	from -40°C to +70°C	< 10% ISO 1856 DIN 53572
PUR - (Urethane open/closed cells)	95 Kg/m ³	dark grey	from -40°C to +70°C	< 5% ISO 1856 DIN 53572
SI - (Silicone open/closed cells)	190 Kg/m ³	white	from -55°C to +120°C	< 1% ISO 1856 DIN 53572

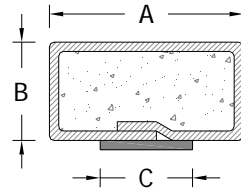
ENVIRONMENTAL RESITIVITY / UNI ISO 9227 - IEC 68-2-30			
SAMPLE	SURFACE RESISTIVITY Ω/sq		
	FIRST STAGE	AFTER WET-HEATING TEST	AFTER SALT-SPRAYING TEST
1	0.05/0.06	0.06/0.07	0.09/0.11
2	0.06/0.07	0.07/0.08	0.10/0.14



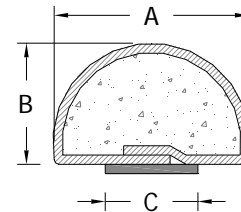


*From Italy,
For the World*

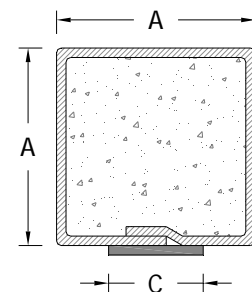
www.ghiringhellimario.com



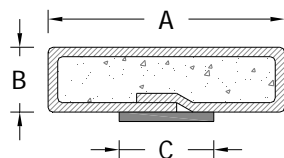
RECTANGULAR PROFILE						
A	B	C	P/N	UL94 V0	UL94 HB	
4.0	1.0	2.0	F.40.10.P.A40		✓	
4.0	2.0	2.0	F.40.20.P.A40	✓	✓	
4.0	3.0	2.0	F.40.30.P.A40	✓	✓	
4.9	3.2	2.0	F.49.32.P.A49	✓	✓	
5.0	1.6	2.0	F.50.16.P.A50	✓	✓	
5.0	2.0	2.0	F.50.20.P.A50	✓	✓	
5.0	3.0	2.0	F.50.30.P.A50	✓	✓	
5.0	4.0	2.0	F.50.40.P.A50	✓	✓	
6.0	3.0	3.0	F.60.30.P.A60	✓	✓	
6.3	3.0	3.0	F.63.30.P.A63	✓	✓	
6.9	2.6	3.0	F.69.26.P.A69	✓	✓	
8.0	4.0	3.0	F.80.40.P.A80	✓	✓	
8.0	5.0	3.0	F.80.50.P.A80	✓	✓	
9.6	2.7	3.0	F.96.27.P.A96	✓	✓	
9.6	6.0	3.0	F.96.60.P.A96	✓	✓	
9.8	3.2	3.0	F.98.32.P.A98	✓	✓	
10.0	5.0	3.0	F.100.50.P.A100	✓	✓	
12.0	6.0	3.0	F.120.60.P.A120	✓	✓	
12.8	3.1	6.0	F.128.31.P.A128	✓	✓	
12.8	3.9	6.0	F.128.39.P.A128	✓	✓	
12.8	9.9	6.0	F.128.99.P.A128	✓	✓	
14.0	5.0	6.0	F.140.50.P.A140	✓	✓	
15.0	5.0	6.0	F.150.50.P.A150	✓	✓	



"D" PROFILE						
A	B	C	P/N	UL94 V0	UL94 HB	
2.3	2.3	2.0	F.D.23.23.P.A23	✓	✓	
2.7	2.7	2.0	F.D.27.27.P.A27	✓	✓	
2.3	3.2	2.0	F.D.23.32.P.A23	✓	✓	
3.8	3.0	2.0	F.D.38.30.P.A38	✓	✓	
5.2	2.4	2.0	F.D.52.24.P.A52	✓	✓	
6.3	3.6	3.0	F.D.63.36.P.A63	✓	✓	
7.6	4.8	3.0	F.D.76.48.P.A76	✓	✓	
8.0	4.0	3.0	F.D.80.40.P.A80	✓	✓	
9.5	3.4	3.0	F.D.95.34.P.A95	✓	✓	
9.5	6.3	3.0	F.D.95.63.P.A95	✓	✓	
12.0	6.0	6.0	F.D.120.60.P.A120	✓	✓	



SQUARE PROFILE					
A	B	P/N	UL94 V0	UL94 HB	
3.0	2.0	F.SQ.30.P.A30	✓	✓	
5.0	2.0	F.SQ.50.P.A50	✓	✓	
6.0	3.0	F.SQ.60.P.A60	✓	✓	
9.5	3.0	F.SQ.95.P.A95	✓	✓	
12.7	6.0	F.SQ.127.P.A127	✓	✓	
17.0	6.0	F.SQ.170.P.A170	✓	✓	



FLAT PROFILE						
A	B	C	P/N	UL94 V0	UL94 HB	
5.0	1.0	2.0	F.50.10.P.A50		✓	
7.0	1.6	3.0	F.70.16.P.A70		✓	
7.0	2.0	3.0	F.70.20.P.A70	✓	✓	
7.6	1.6	3.0	F.76.16.P.A76		✓	
7.6	2.0	3.0	F.76.20.P.A76	✓	✓	
18.0	2.0	6.0	F.180.20.P.A180	✓	✓	
21.0	2.0	6.0	F.210.20.P.A210	✓	✓	
60.0	2.0	6.0	F.600.20.P.A600	✓	✓	

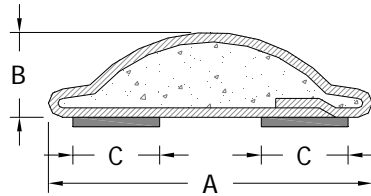




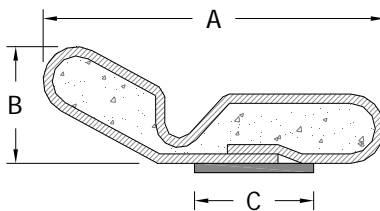
*From Italy,
For the World*



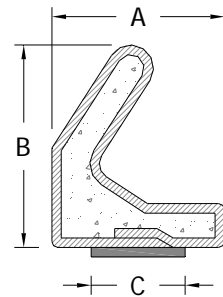
www.ghiringhellimario.com



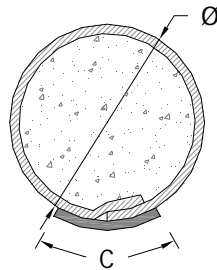
"D" FLAT PROFILE						
A	B	C	P/N	UL94 V0	UL94 HB	
16.0	3.4	3.0	F.DF.160.34.P.A160	✓	✓	



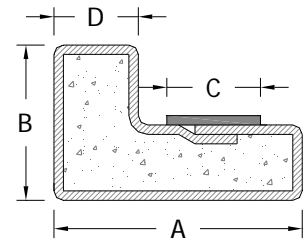
KNIFE EDGE PROFILE						
A	B	C	P/N	UL94 V0	UL94 HB	
19.1	6.4	6.0	F.K.191.64.P.A127	✓	✓	



LIP PROFILE						
A	B	C	P/N	UL94 V0	UL94 HB	
11.0	11.0	6.0	F.L.110.110.P.A110	✓	✓	
15.0	17.0	6.0	F.L.150.170.P.A150	✓	✓	



CIRCULAR PROFILE					
Ø	C	P/N	UL94 V0	UL94 HB	
2	2.0	F.C.20.P.A	✓	✓	
3	2.0	F.C.30.P.A	✓	✓	
4	3.0	F.C.40.P.A	✓	✓	
5	3.0	F.C.50.P.A	✓	✓	



"L" PROFILE						
A	B	C	D	P/N	UL94 V0	UL94 HB
5.5	3.3	2.0	1.8	F.J.53.33.P.A	✓	✓

